

No. PDMA (SINDH)/(SITREP)/2022/1317

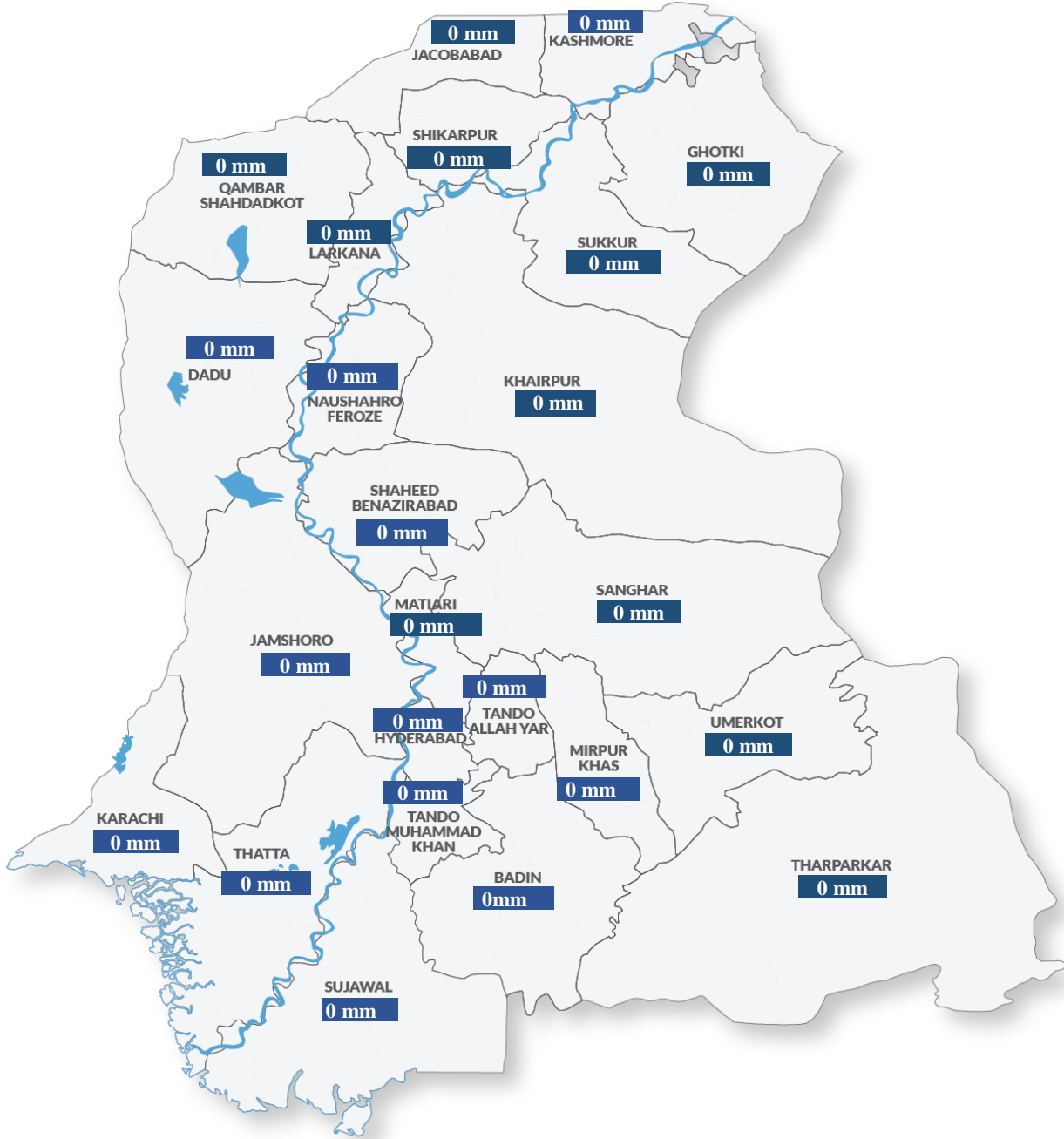
October 06, 2022

Period Covered: 22:00 hrs. 20-06-2022 to 05-10-2022 22:00 hrs.

DAILY SITUATION REPORT

Weather Situation Overview

Rainfall in Average (last 24 hrs.)



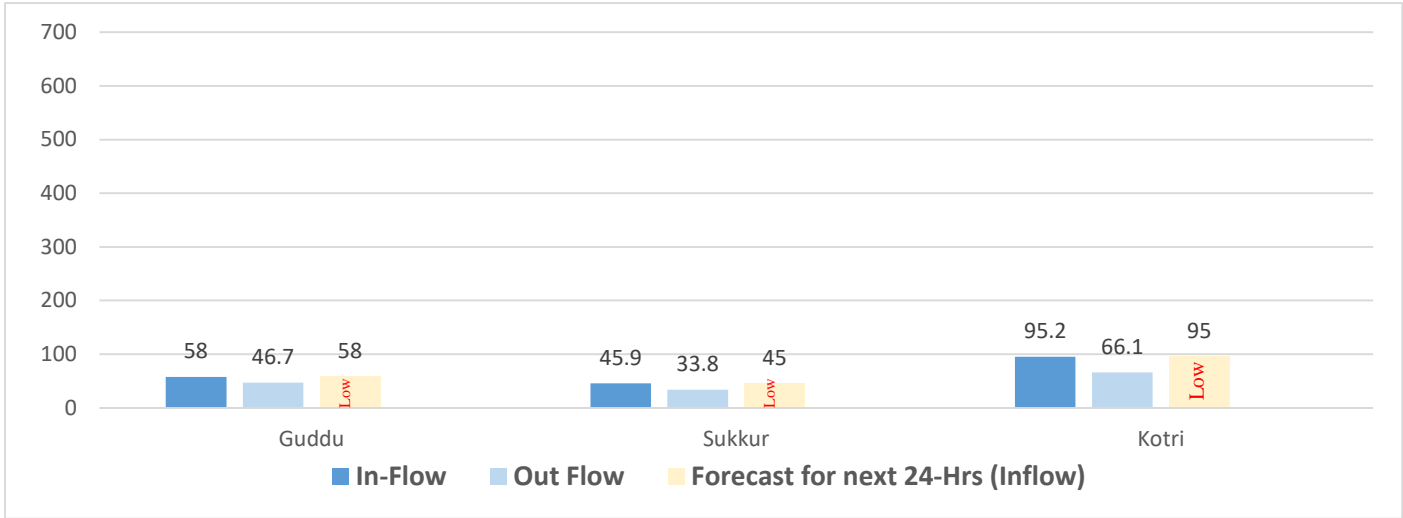
Source: CM Portal

Weather Forecast

- Nothing to Report (NTR)

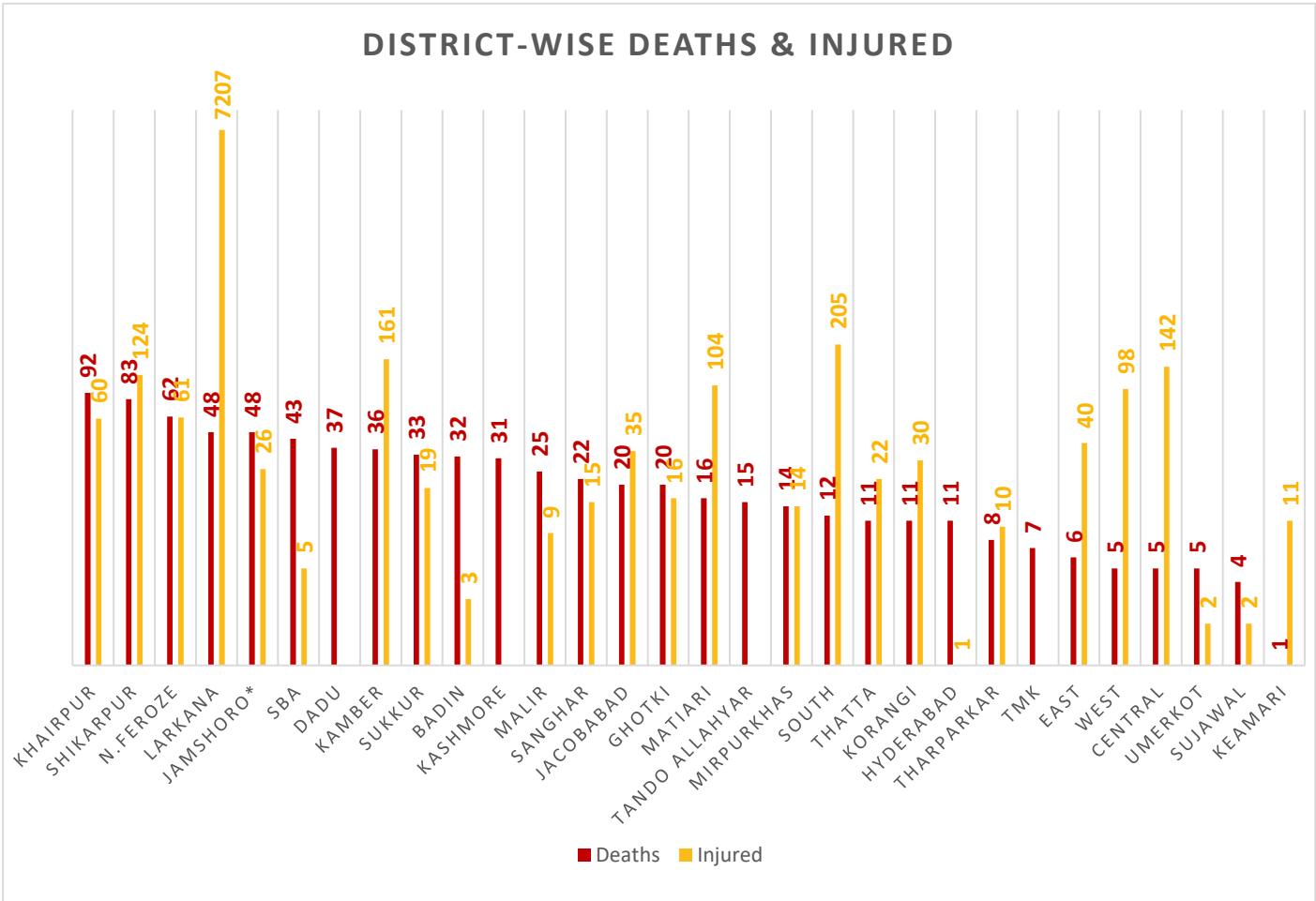


River Indus Discharge (in Thousands of Cusecs)



Source: Pakistan Meteorological Department - Flood Forecasting Division (FFD) – Bulletin No. B-113/22 Dated: 05th October, 2022 10:35 AM (PST)

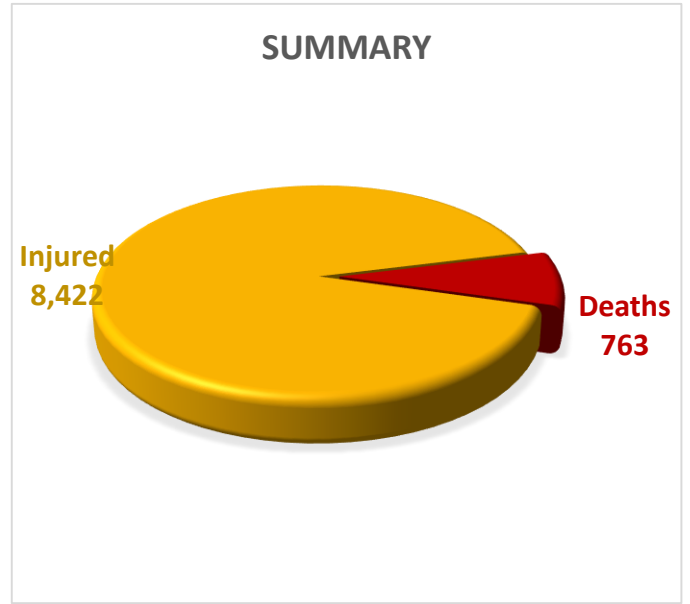
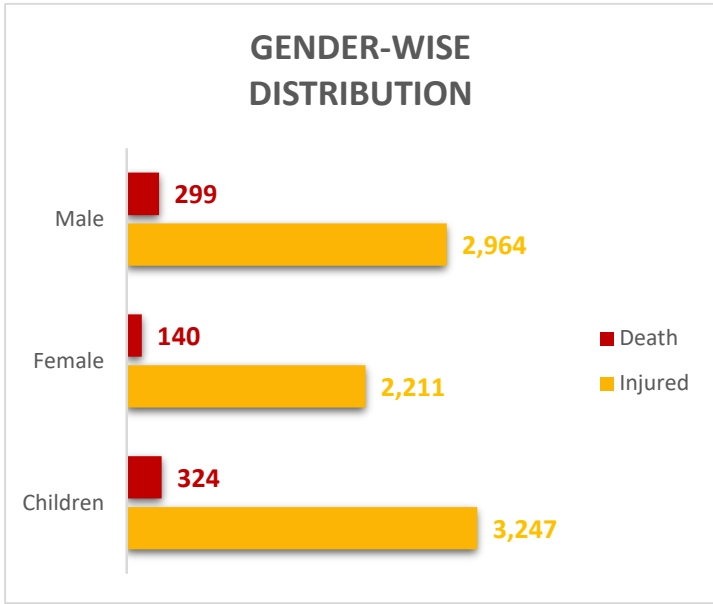
Summary of Losses



Death Data Source: Concerned Deputy Commissioners.

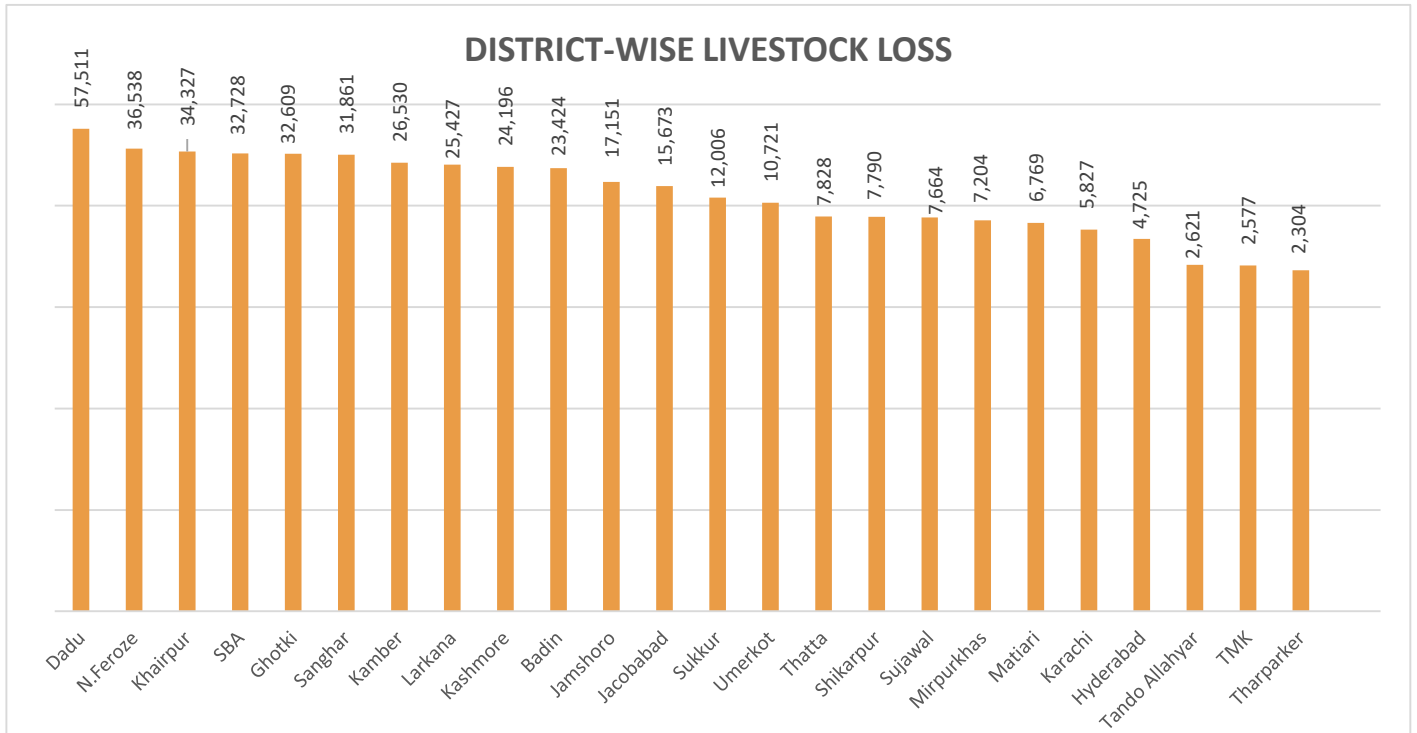
Injury Data Source: Directorate General Health Services, Hyderabad.





Case(s) reported during last 24 hours: (Already Included in Total)

District		Gender	Age	Date of Death	Cause of Death
1	Jamshoro	Male	-	16/08/2022	Due to Roof Collapse
2		Male	(Minor)	29/09/2022	Due to Drowning
3		Male	55 years	04/10/2022	Due to Drowning

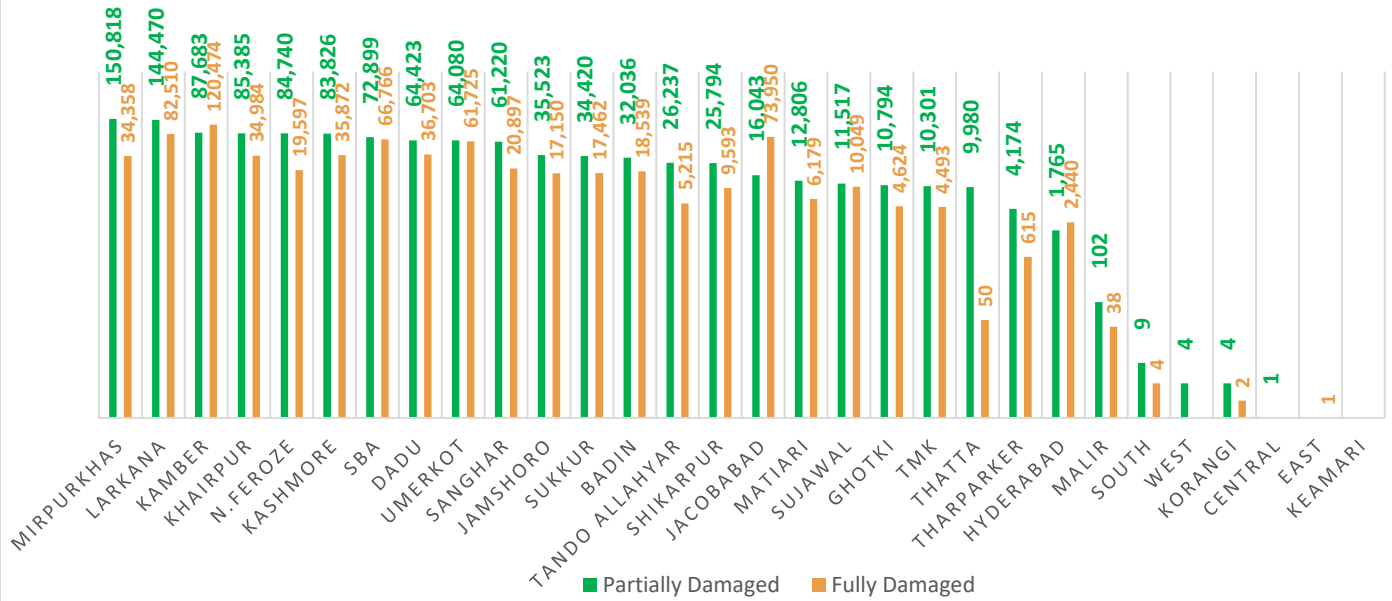


Total Livestock Perished: 436,011

Livestock Data Source: DG Livestock Sindh.

Summary of Infrastructure & Private Property Damage

DISTRICT-WISE HOUSE DAMAGES



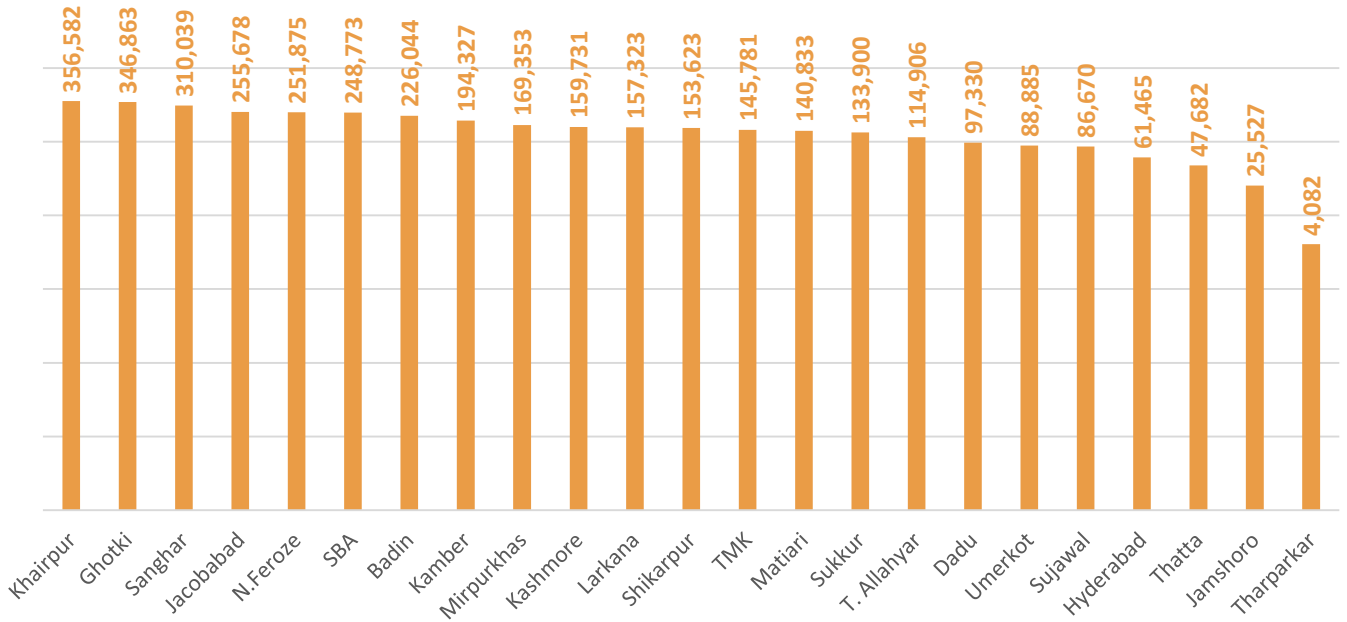
Partially Damaged – 1,131,054

Fully Damaged – 684,290

Grand Total – 1,815,344

Source: Concerned Deputy Commissioners.

CROP AREA AFFECTED (IN ACRES)



Total Crop Area Damaged: 3,777,272

Source: Relief Department Sindh



**PROVINCIAL DISASTER MANAGEMENT AUTHORITY
REHABILITATION DEPARTMENT
GOVERNMENT OF SINDH**



Division	District	No. of UC's Affected	No. of Roads	Road (km)	Bridge	Culverts	Causeway	Shop	Hotel	Masjid
Karachi	East	-	1	8	2	-	750	-	-	-
	West	-						-	-	-
	South	18						1	-	-
	Central	-						3	-	-
	Malir	14						7	-	-
	Korangi	2						-	-	-
	Keamari	32						-	-	-
Sub Total		66	1	8	2	-	750	11	-	-
Hyderabad	Hyderabad	160	13	76	2	-	-	-	-	-
	Jamshoro	30	42	516	15	9	1,375	-	-	-
	Dadu	66	65	569	6	99	-	-	-	-
	Matiari	30	7	83	-	-	-	-	-	-
	Tando Allahyar	28	37	344	6	92	-	-	-	-
	TMK	28	7	118	0	6	-	-	-	-
	Thatta	40	39	291	23	233	-	-	-	-
	Sujawal	37	30	426	57	272	-	-	-	-
	Badin	68	53	799	13	82	0	5	2	3
Sub Total		487	293	3,221	122	793	1,375	5	2	3
Sukkur	Sukkur	67	20	181	1	25	-	11	-	-
	Khairpur	88	110	622	2	83	-	13	-	3
	Ghotki	66	24	252	-	-	-	-	-	-
Sub Total		221	154	1,055	3	108	-	24	-	3
SBA	SBA	59	58	942	15	45	-	-	-	-
	N.Feroze	68	60	727	2	124	-	-	-	-
	Sanghar	73	52	296	10	119	-	-	-	-
Sub Total		200	170	1,965	27	288	-	-	-	-
Larkana	Larkana	68	24	192	1	54	-	-	-	-
	Kamber-Shahdadkot	52	51	173	3	158	-	-	-	-
	Shikarpur	55	23	258	-	38	-	-	-	-
	Jacobabad	44	9	92	-	65	-	-	-	-
	Kashmore	41	24	289	1	14	-	-	-	-
Sub Total		260	131	1,004	5	329	-	-	-	-

Emergency No:
1736



Plot No. 26-C, Main Khayaban-e-Jami,
DHA Phase-VII, Karachi.



021-99332742
021-35381810



021-99332007



0335-5557362



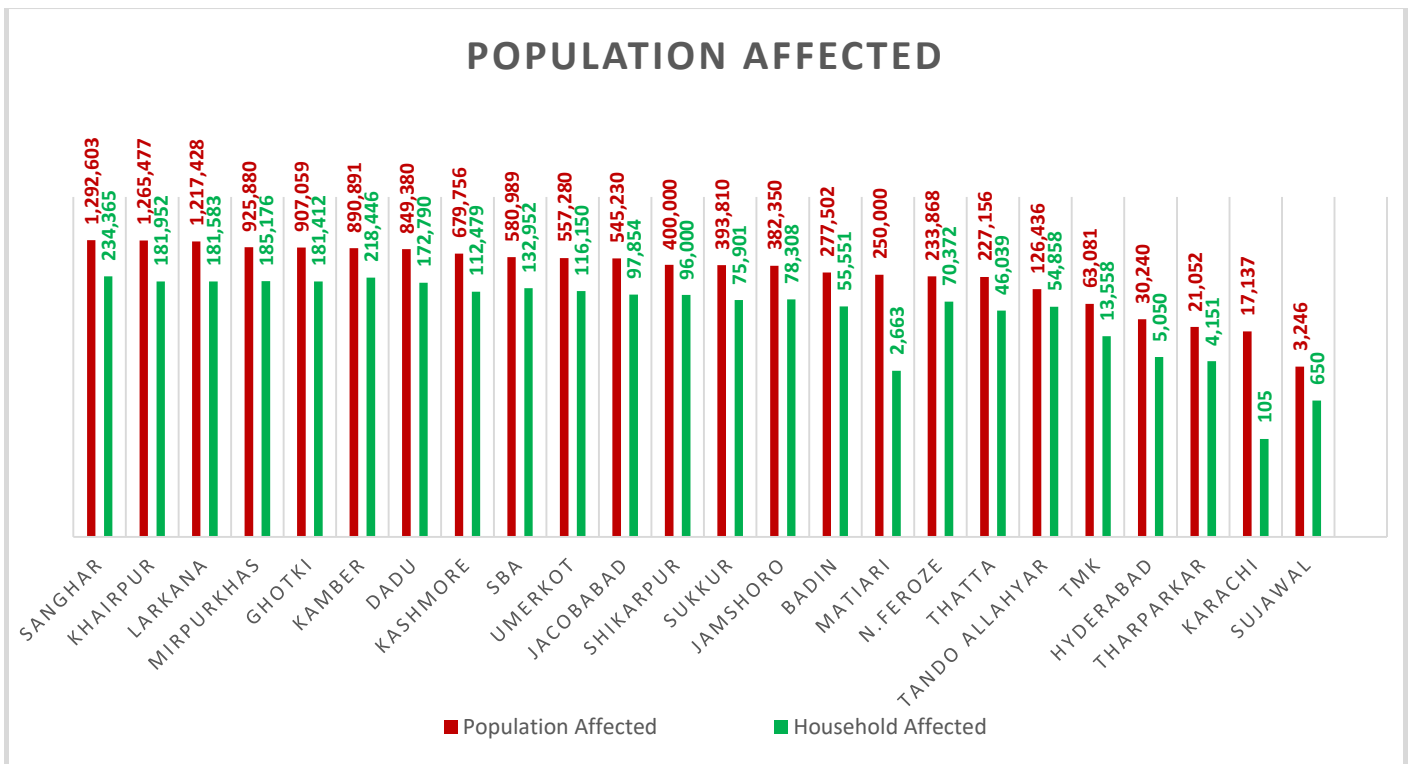
www.pdma.gos.pk

Division	District	No. of UC's Affected	No. of Roads	Road (km)	Bridge	Culverts	Causeway	Shop	Hotel	Masjid
Mirpurkhas	Mirpurkhas	50	15	207	6	82	-	-	-	-
	Umerkot	42	21	332	-	69	-	-	-	-
	Tharparker	3	18	597	-	80	-	-	-	-
Sub Total		95	54	1,136	6	231	-	-	-	-
Grand Total		1,329	803	8,389	165	1,749	2,125	40	2	6

Source of UCs Affected: Relief Department Sindh

Source of Infrastructure Damage: Works & Services Department Sindh

Note: Works & Services Department has reported that 2,548 Government buildings have been damaged

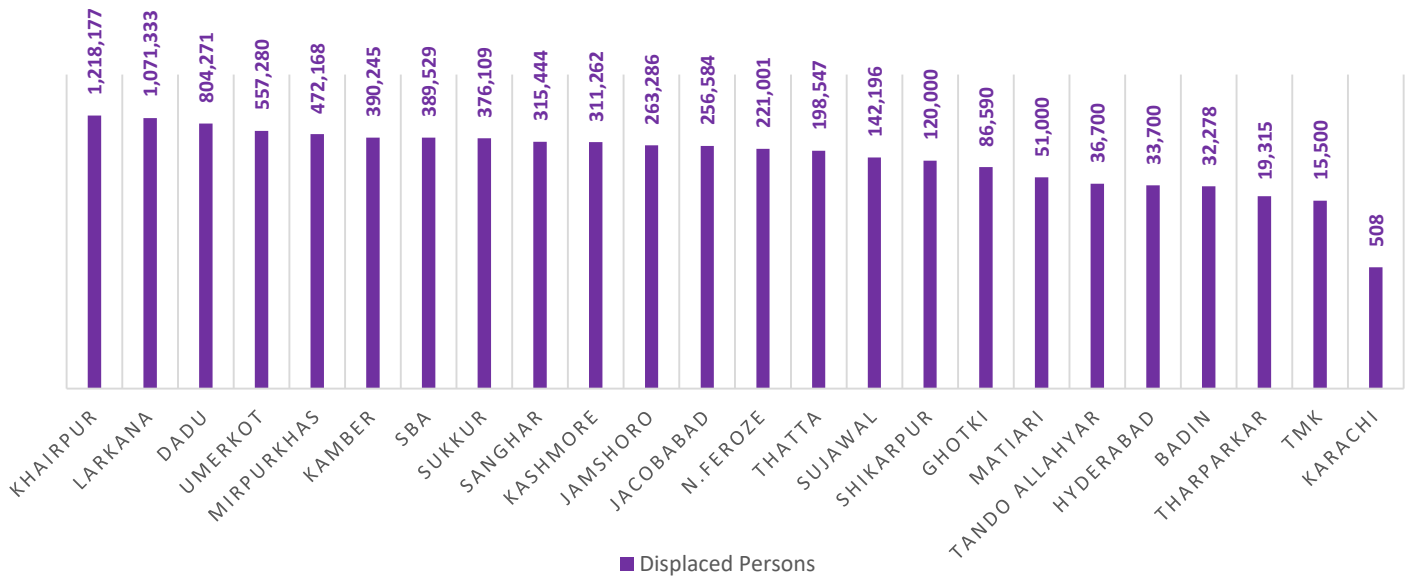


Total Population Affected: 12,137,851

Total Households Affected: 2,318,365

Source: Concerned Deputy Commissioners.

POPULATION DISPLACED



Total Number of Person Displaced: 7,383,023

Source: Concerned Deputy Commissioners.

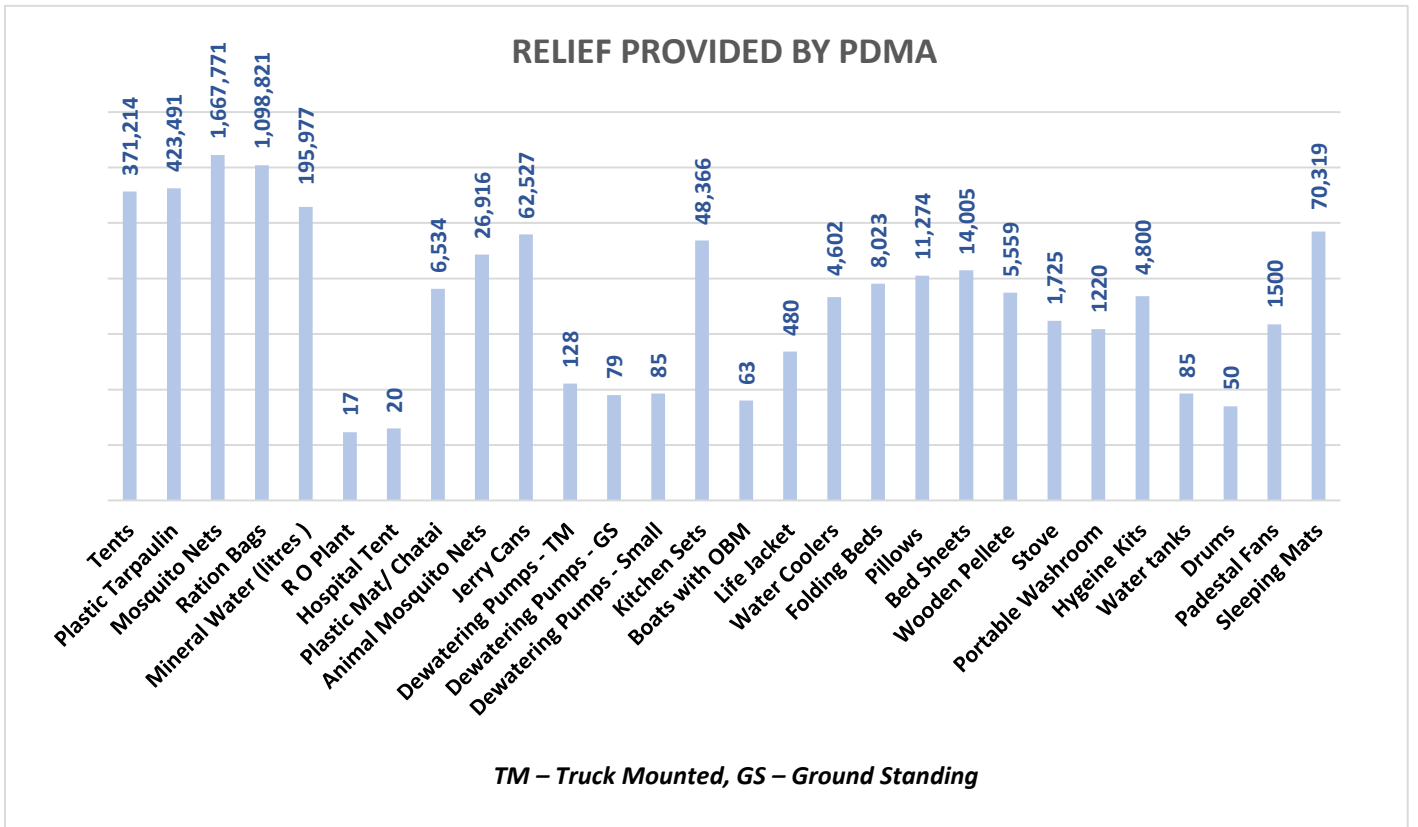
Relief Camps Established by DDMAs / Deputy Commissioners

Division	District	Relief Camps Established	Persons in Relief Camps (Last 24hrs)			
			M	F	C	T
Karachi	East	15	-	-	-	6,341
	West	7	-	-	-	3,705
	Korangi	2	-	-	-	505
	Malir	8	-	-	-	4,794
	Central	2	-	-	-	0
	Keamari	7	-	-	-	783
Sub Total		41	-	-	-	16,128
Hyderabad	Hyderabad	29	-	-	-	6,530
	Jamshoro	80	6,153	6,858	12,324	25,335
	Dadu	154	8,250	10,500	14,947	33,697
	Matari	9	-	-	-	3,312
	Tando Allahyar	9	798	845	786	2,429
	Tando M. Khan	-	1,250	1,450	976	3,676
	Thatta*	27	-	-	-	745
	Sujawal	14	-	-	-	-
	Badin	6	280	320	627	1,227
Sub Total		328	16,731	19,973	29,660	76,951
Sukkur	Sukkur	9	224	295	554	1,073
	Khairpur	183	-	-	-	47,300
	Ghotki	-	-	-	-	-
Sub Total		192	224	295	554	48,373

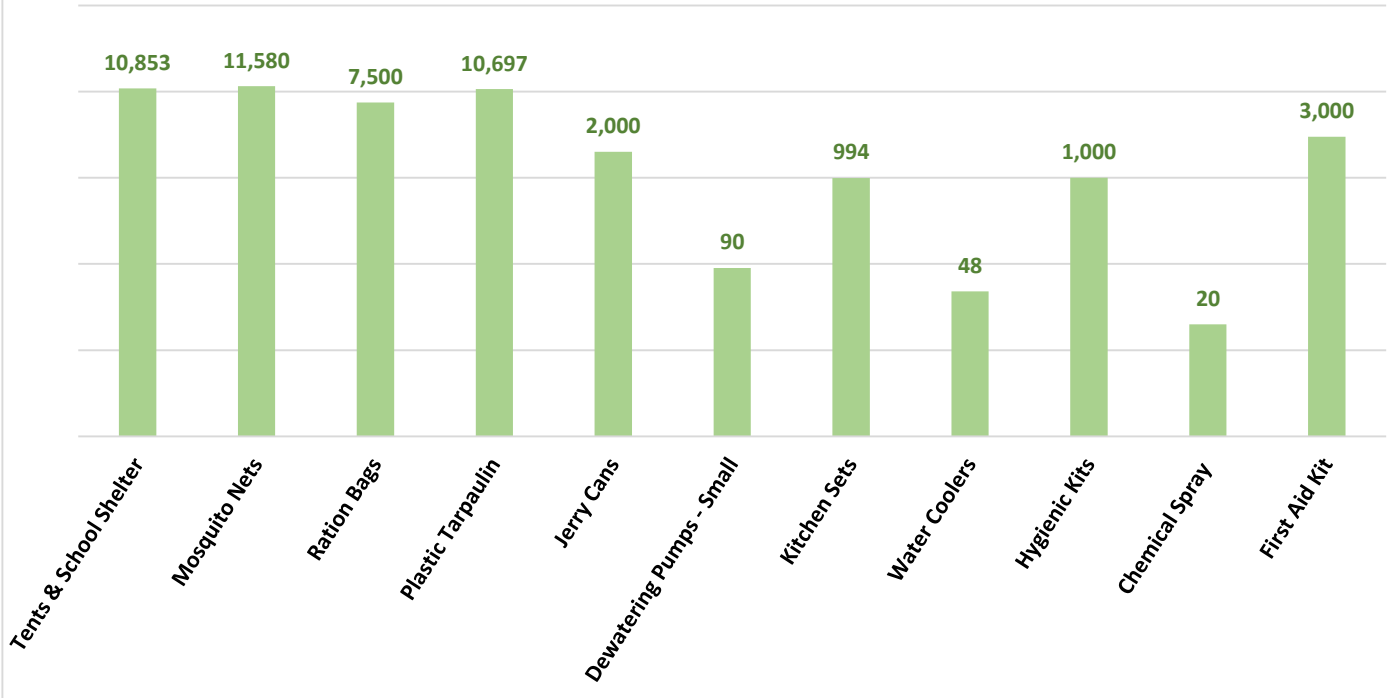
Division	District	Relief Camps Established	Persons in Relief Camps (Last 24hrs)			
			M	F	C	T
SBA	SBA*	3	16	16	35	67
	N.Feroze	252	8,947	9,069	15,599	33,615
	Sanghar	151	4,417	7,730	9,940	22,087
Sub Total		406	13,380	16,815	25,574	55,769
Larkana	Larkana	1,350	15,714	21,650	26,972	64,336
	Kamber-Shahdadkot	140	19,346	20,165	13,209	52,720
	Shikarpur*	19	-	-	-	2,296
	Jacobabad	94	2,271	2,776	10,097	15,144
	Kashmore	27	237	190	437	864
Sub Total		1,630	37,568	44,781	50,715	135,360
Mirpurkhas	Mirpurkhas	35	4,159	1,849	1,510	7,518
	Umerkot	5	3,290	3,490	5,605	12,385
Sub Total		40	7,449	5,339	7,115	19,903
Grand Total		2,637	75,352	87,203	113,618	352,484

Source: Concerned Deputy Commissioners of Sindh.

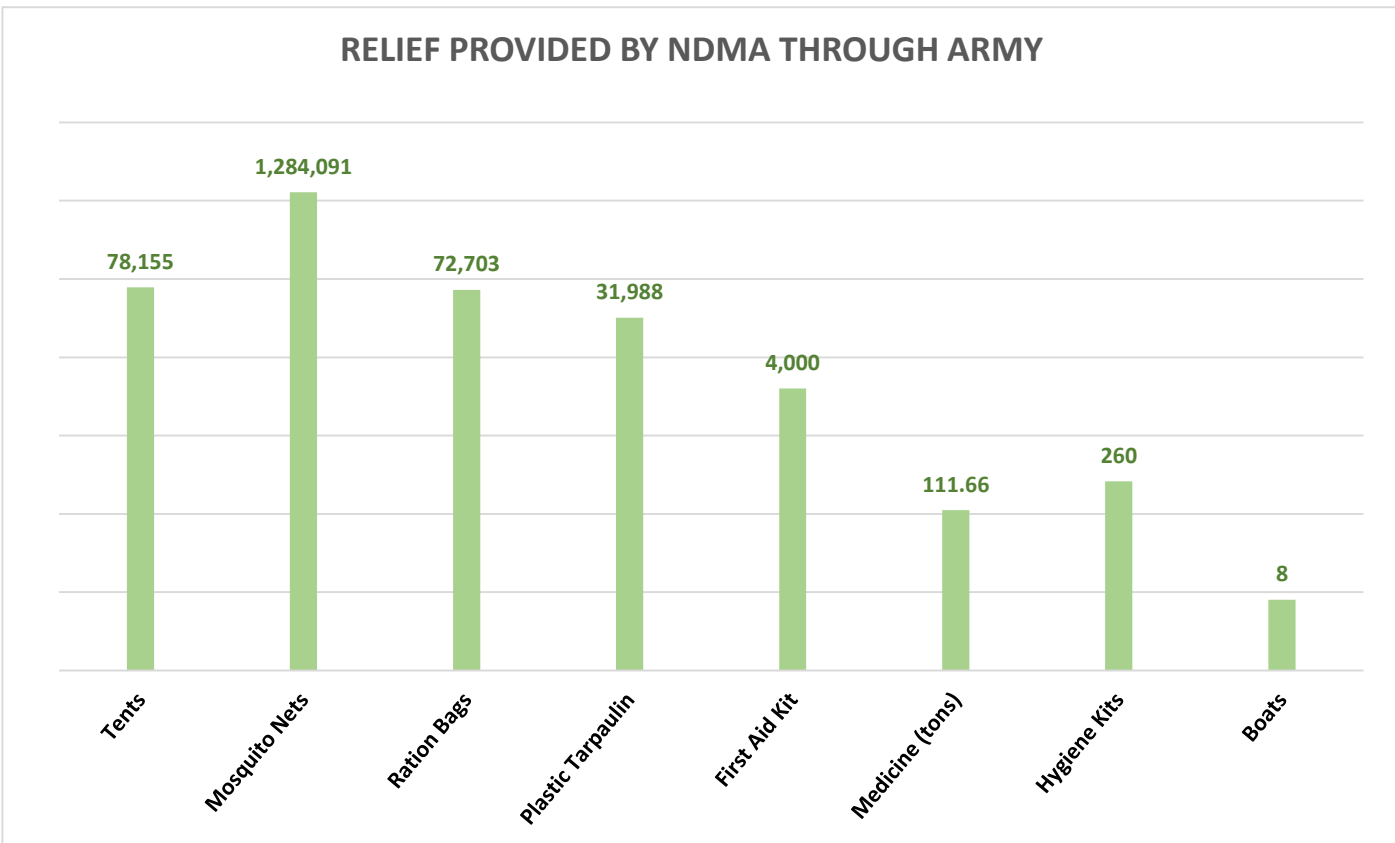
Note: - Deputy Commissioner Shaheed Benazirabad has decreased the number of Relief Camps Established from 04 to 03.
- Deputy Commissioner Shikarpur has decreased the number of Relief Camps Established from 22 to 19.



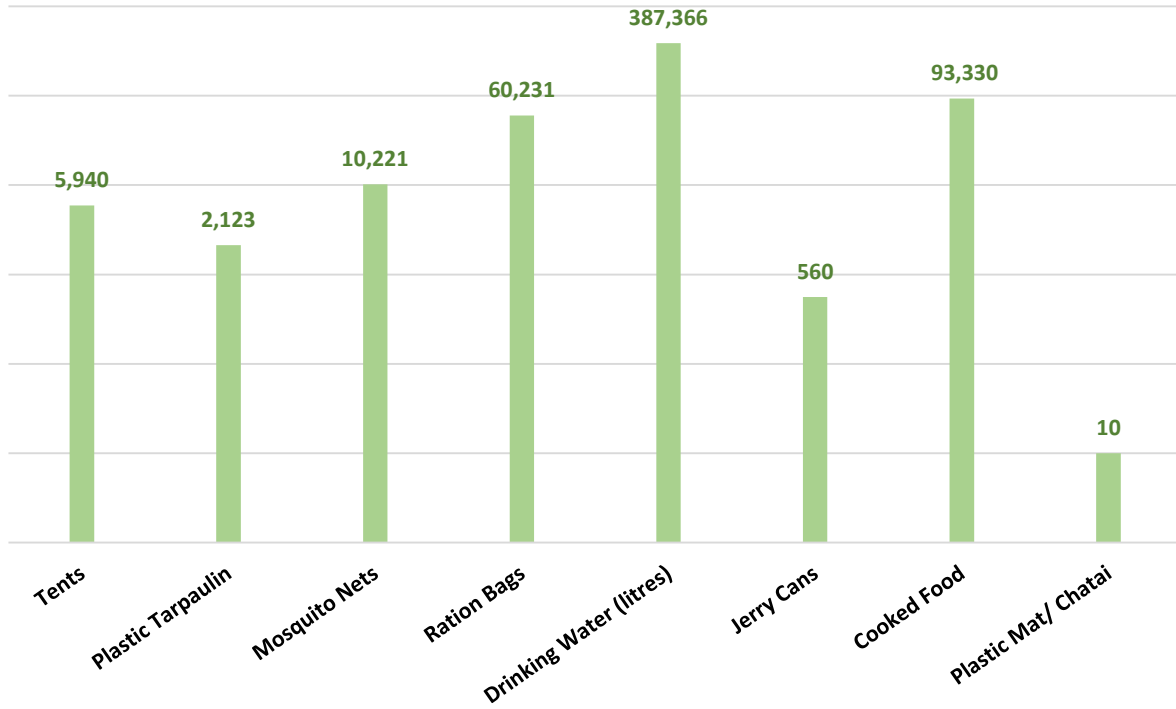
RELIEF PROVIDED BY NDMA THROUGH PDMA



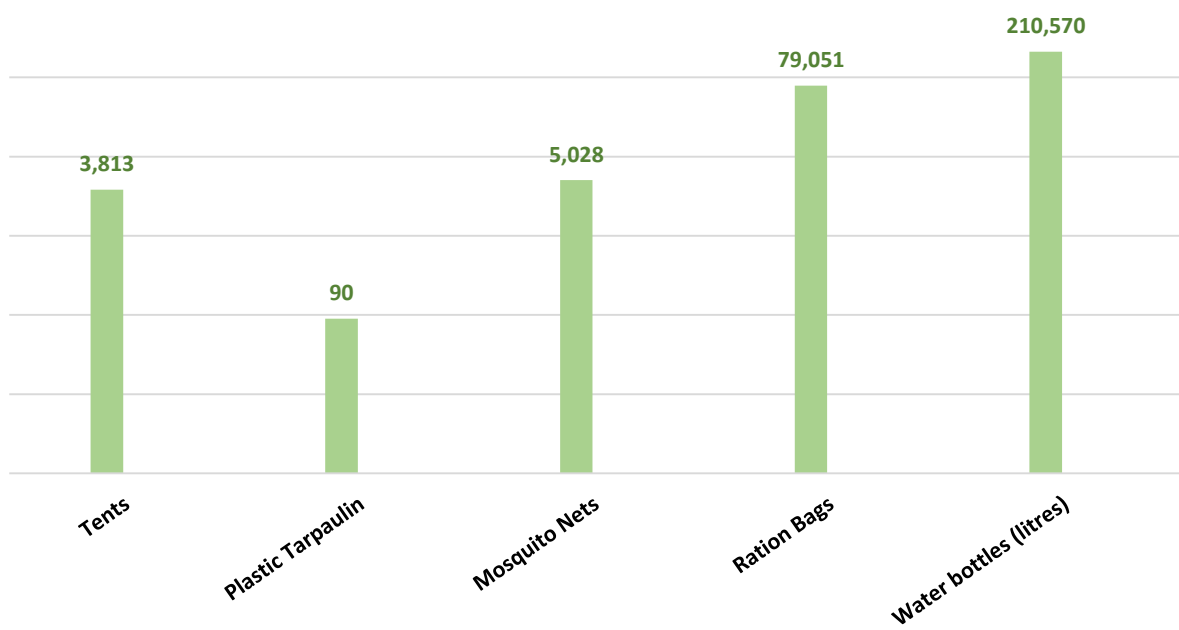
RELIEF PROVIDED BY NDMA THROUGH ARMY



RELIEF PROVIDED BY PAK NAVY



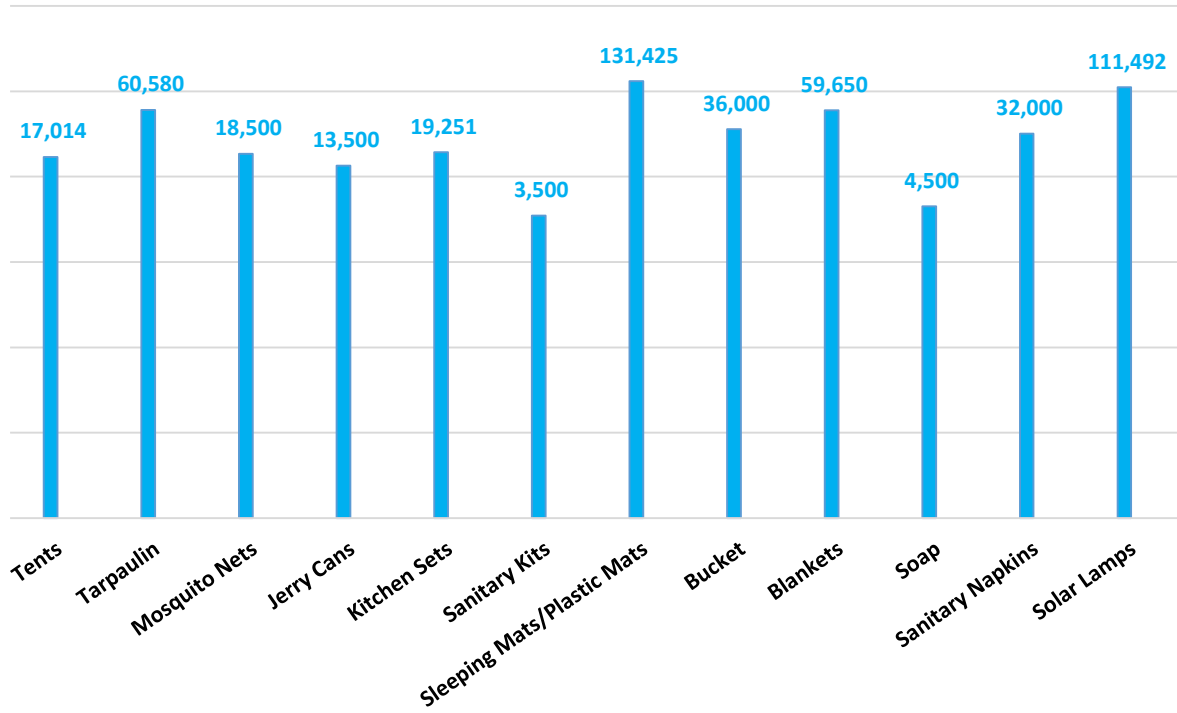
RELIEF PROVIDED BY PAK AIRFORCE



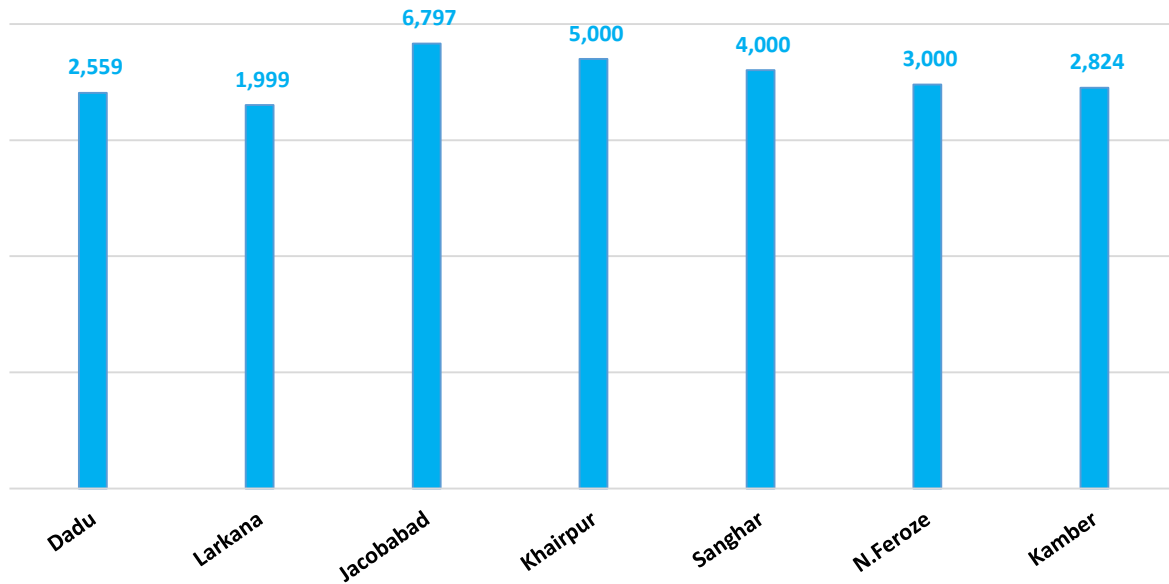
Others:

Organization	Relief
FGRF(INGO)	Cooked Food (Daigs) : 1058

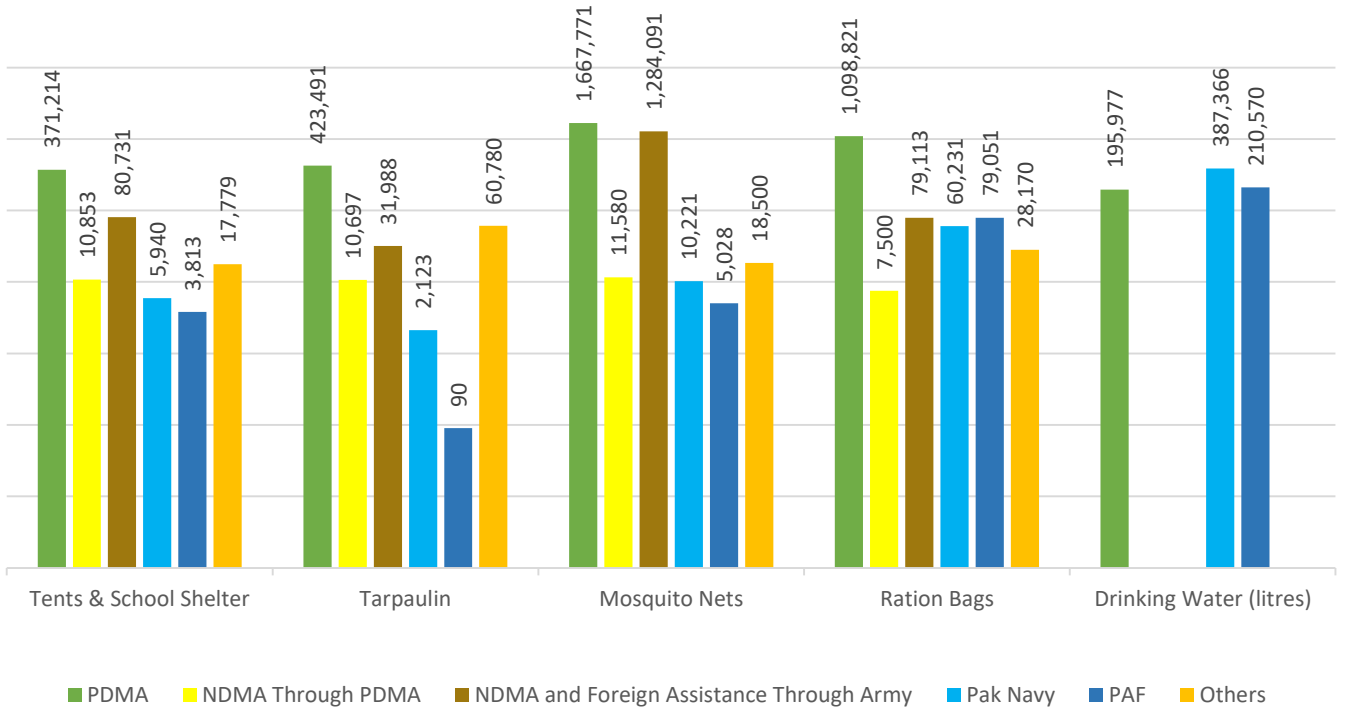
RELIEF PROVIDED BY UNHCR



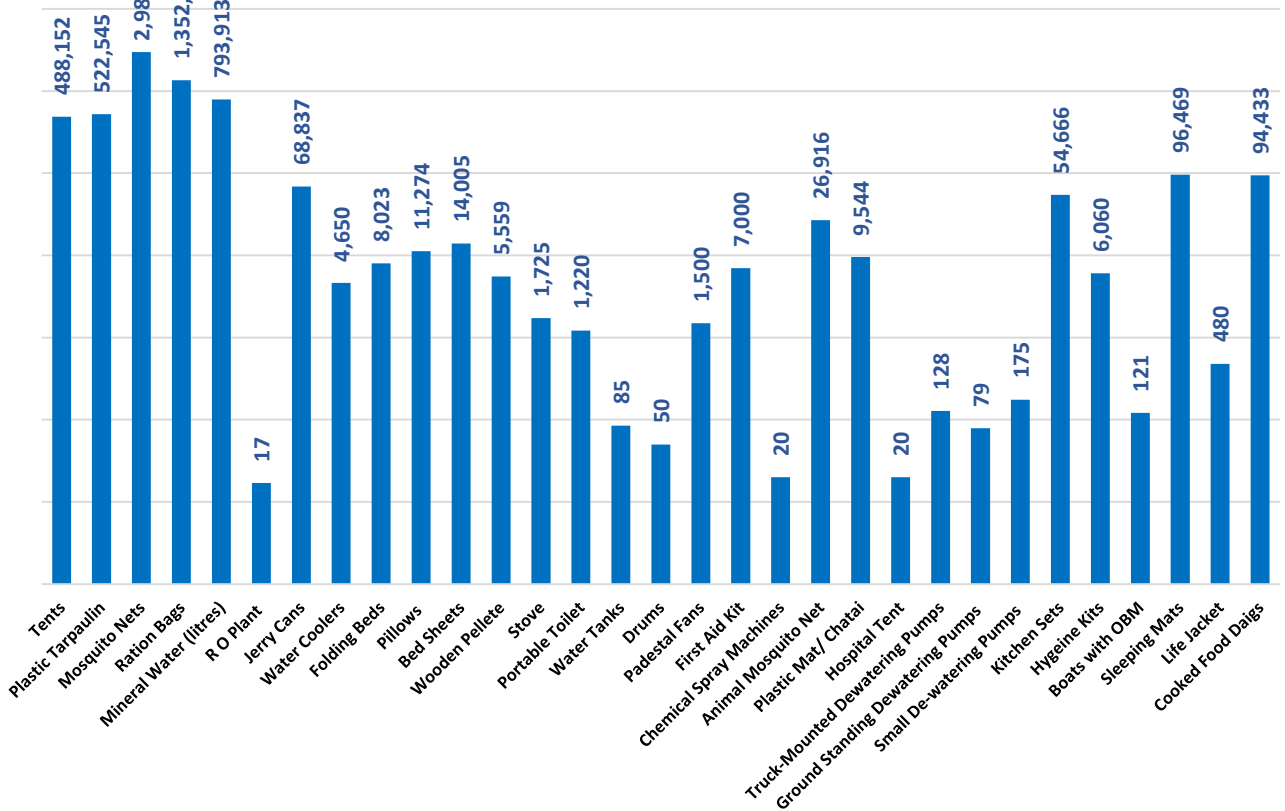
RATION BAGS PROVIDED BY UN-WFP



Combined Relief Provided



TOTAL NUMBER OF RELIEF ITEMS



TM – Truck Mounted, GS – Ground Standing, SM - Small



PROVINCIAL DISASTER MANAGEMENT AUTHORITY
REHABILITATION DEPARTMENT
GOVERNMENT OF SINDH



Last 24 Hours (Already Included in Total):

Districts	Tents	Tarpaulin Sheets	Ration Bags	Mosquito Nets	Jerry Cans	De-watering Pumps	Solar Lights
Jamshoro	1,261	7,102	-	10,500	-	-	-
Badin	900	4,200	3,000	2,434	-	-	-
Hyderabad	-	-	2,500	4,800	-	-	-
Tando Allahyar	-	4,600	-	2,100	-	-	-
Malir	196	-	-	500	-	-	-
Larkana	5,050	110	-	6,000	-	-	-
Jacobabad	-	4,000	2,000	-	-	-	-
Umerkot	-	800	-	-	-	-	-
Mirpurkhas	1,175	-	1,000	-	-	-	-
Tharparkar	180	-	-	-	-	-	-
Khairpur	4,600	2,050	-	6,000	3,000	10	128
Dadu	-	2,800	2,750	9,000	-	5	-
Matiari	-	-	1,750	3,000	-	-	-
Sujawal	-	-	750	-	-	-	-
Kamber	1,600	8,000	2,500	6,000	-	-	-
N.Feroze	-	-	4,250	9,000	-	-	-
Sanghar	-	-	2,500	9,000	-	-	-
SBA	-	-	2,500	6,000	-	-	-
Thatta	-	-	1,000	-	-	-	-
Total	14,962	33,662	26,500	74,334	3,000	15	128

Sd/-
(KAZIM RAZA TALPUR)
INCHARGE PEOC
PDMA SINDH

Emergency No:
1736



Plot No. 26-C, Main Khayaban-e-Jami,
DHA Phase-VII, Karachi.



021-99332742
021-35381810



021-99332007



0335-5557362



www.pdma.gos.pk